



Video Dermoscope

The Only Video Scope You'll Ever Need

Economical Video Dermoscope



Economic type : DCSL-105 (LED Type)

- 270,000 pixels SONY super HAD CCD™
- Portable type of easy using and carrying
- Directly connect to monitor without any device
- One-frame freezing function in camera
- Convenient focus adjustment using focus control knob on camera
- Easy Zoom In and Out (∞ ~ x40, x100) without changing lens
- Lens and cap for 400 times magnification supplied as standard accessories



The "Economical" Video Dermoscope is a compact all-in-one scope. The handpiece shown in the picture represents the entire scope. The handpiece contains both the camera and light source. It also comes with a plastic carrying case with custom foam inserts. It uses 10 white LEDs for illumination. There are two leads coming from the scope, a 12 volt power lead and a composite video out connector.


The lens will focus to infinity for large area shots, and comes with side light illuminator caps that calibrate down to 40X and 100X. The camera also comes with an additional lens and light guide to zoom down to 400X. It has a push button white balance function and the ability to freeze one frame.

Video Dermoscope




Luxurious type : DCS-105(Fiber Optic Type)

- 410,000 pixels Sony super HAD CCD™
- High quality 12V/100W Halogen lamp
- Delivering plentiful cold light through the fiber optic cable
- 4 frames captured image, Dual display and Quad display
- Easy capturing by Foot s/w and Mem/Live button on the hand probe
- Easy Zoom In and Out (∞ ~ x30, x80) without changing lens
- Lens and cap for 300 times magnification supplied as standard accessories



The Video Dermoscope is a high-end camera that consists of two parts, a camera and illumination system which contains the fiber optic light source and a dermatology handpiece. It has **S-Video, Composite Video and XGA outputs**.

The lens will focus to infinity for large area shots, and comes with side light illuminator caps that calibrate down to 30X and 80X. It also comes with an additional lens and light guide to zoom down to 300X with an optional 800X lens and light guide available. The scope has a push button and foot switch freeze frame ability. In fact, four images can be captured and display, one at a time or in a quad fashion, inside the camera.



Quad display




Cosmetic Cameras

We are proud to introduce a full line of Cosmetic Cameras. They offer superior quality and advanced functionality not found in other systems. There are a variety of different scopes and cameras available at all price points. Composite Video, S-Video, USB and XGA outputs available as well as LED and Fiber Optic lighting sources. Dual systems are also available which allow the use without the inconvenience of changing caps and lenses. This saves time and simplifies the operation for the user.

These scopes and cameras can be used for skin and hair analysis, patient education, and photo documentation.

Video Version

- 270,000 pixels SONY super HAD CCD™
- Use a button on a probe or foot switch to capture the image without image shaking.
- UV light to sterilize each caps (In direct contact to customer's skin) while camera is on the main body.
- Provide high resolution natural color with light delivery caps.
- Easy zoom control function makes magnification control(X12~X100) available with changing lens (X400 Lens provided basically)
- Image management Software **Second Opinion™** Professional



USB Version

- 1,300,000 pixels 1/4" Color VGA CMOS Image sensor apply
- Use a button on a probe or foot switch to capture the image without image shaking.
- UV light to sterilize each caps (In direct contact to customer's skin) while camera is on the main body.
- Provide high resolution natural color with light delivery caps.
- Easy zoom control function makes magnification control(X12~X100) available with changing lens (X400 Lens provided basically)
- Image management Software **Second Opinion™** Professional
- Convenient connection with computer using USB type connection, can take digital image and possible to various and detail computer work



Second Opinion

Telemedicine Solutions, Inc.

Second Opinion Telemedicine Solutions, Inc.

3848 Del Amo Blvd, Suite 303

Torrance, CA 90503

(310) 802-6300

www.soTelemed.com

soSales@soTelemed.com